iTherm®

iTherm® Hot Runner Manifold



DATA SHEET

HTS

Technical Specification

01 Material

- iTherm® HR manifolds are made using forged tool steel blocks produced in EU
- Most often used grades are - W.Nr. 1.2343/AISI H11, W.Nr. 1.2344/AISI H13, W.Nr. 1.2083/AISI 420
- Based on specific customer needs, other steel grades can be used

02 Delivery Condition

- Heat treated
- Hardness from 38 - 55 HRc
- Machined to final dimension or blank

03 Quality control procedure

- Dimensional measurement protocol
- Pressure test at 2.000 Bar
- Ultra Sound (US) testing of bonding surface



Bonding surface test

04 Model Types

I-SHAPED



H-SHAPED



T-SHAPED

RECTANGULAR

iTherm®

I-Shaped iTherm® HR Manifolds



DATA SHEET

I-Shaped iTherm® HR Manifolds

05 Dimensional Parameters

I-SHAPED

1 × 2 SPLIT



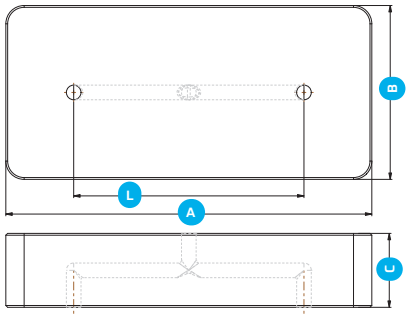

	Range
A	160-360
B	80-160
C	40 - 60
L - distance between nozzles	100 - 150

1 × 4 SPLIT

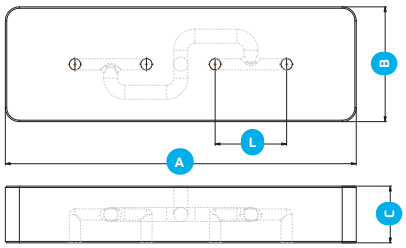

	Range
A	160-360
B	80-160
C	40 - 60
L - distance between nozzles	30 - 150

1 × 8 SPLIT



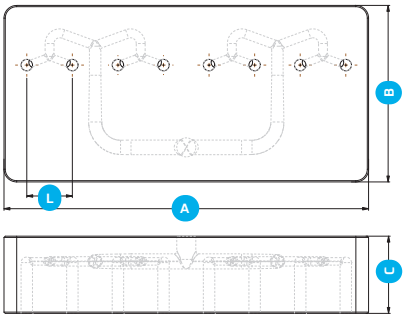

	Range
A	160-360
B	80-260
C	40 - 60
L - distance between nozzles	20 - 100

1 × 12 SPLIT

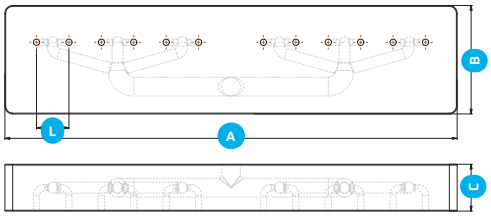

	Range
A	260-560
B	80-260
C	40 - 60
L - distance between nozzles	20 - 100

1 × 16 SPLIT



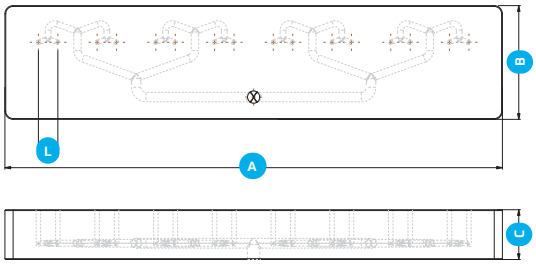

	Range
A	360-660
B	80-260
C	40 - 60
L - distance between nozzles	20 - 100

iTherm®

H-Shaped iTherm® HR Manifolds



DATA SHEET

H-Shaped iTherm®
HR Manifolds

05 Dimensional Parameters

H-SHAPED

2 × 2 SPLIT



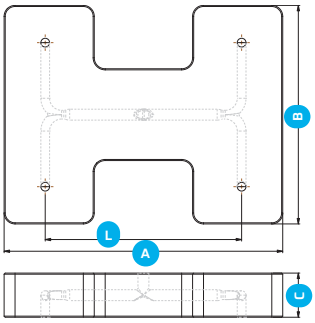

	Range
A	260-360
B	260-360
C	40 - 60
L - distance between nozzles	20 - 100

2 × 4 SPLIT



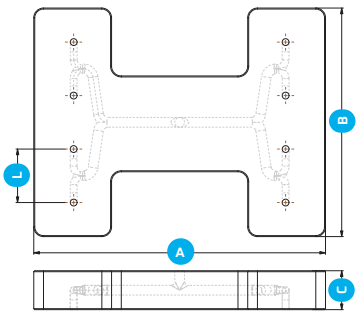

	Range
A	260-460
B	260-360
C	40 - 60
L - distance between nozzles	20 - 100

H-SHAPED

2 × 6 SPLIT

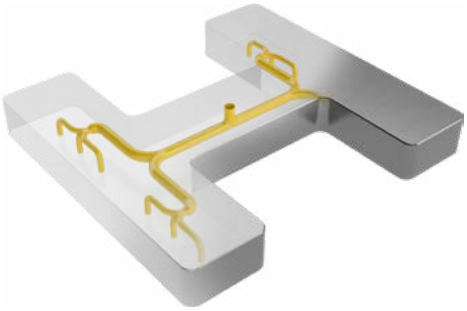

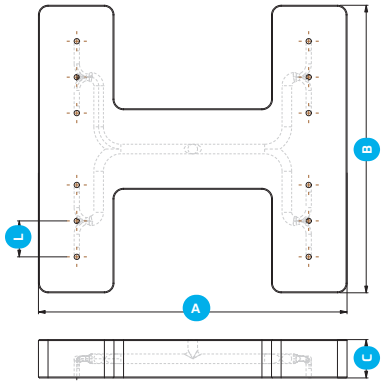

	Range
A	260-560
B	260-360
C	40-60
L - distance between nozzles	20 - 100

2 × 8 SPLIT

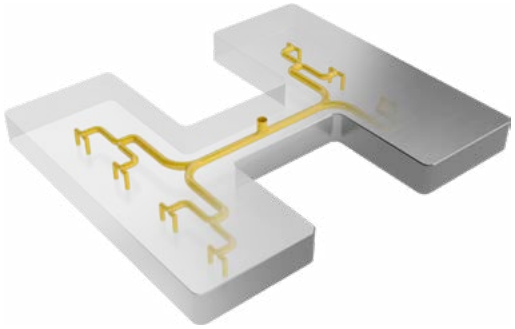

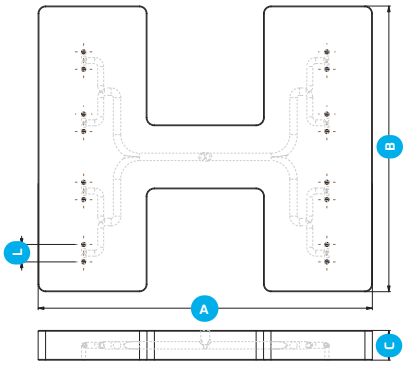

	Range
A	260-460
B	260-460
C	40 - 60
L - distance between nozzles	20 - 100

4 × 4 SPLIT

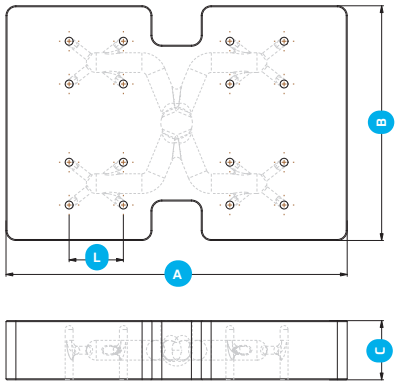

	Range
A	260-560
B	180-460
C	40 - 60
L - distance between nozzles	20 - 100

H-SHAPED

4 × 6 SPLIT

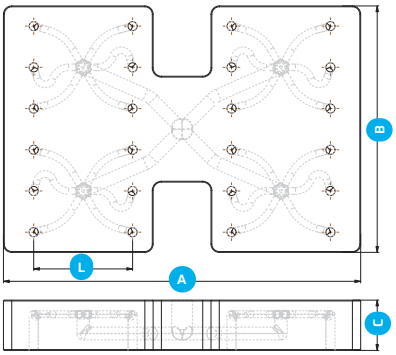

	Range
A	260-560
B	180-460
C	40 - 60
L - distance between nozzles	20 - 100

4 × 7 SPLIT



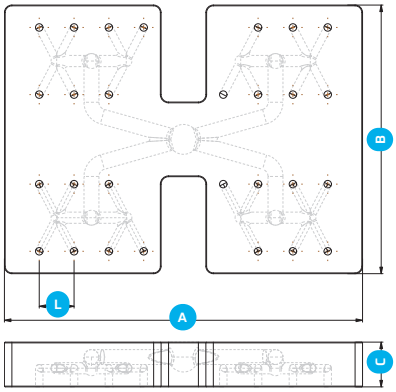

	Range
A	360-560
B	180-460
C	40 - 60
L - distance between nozzles	20 - 100

4 × 8 SPLIT



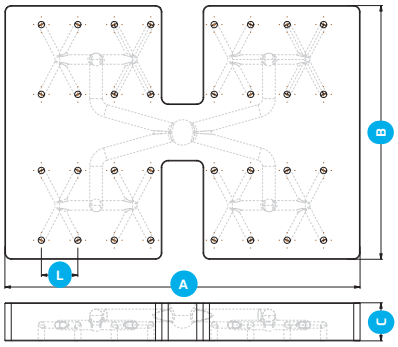

	Range
A	360-560
B	180-460
C	40 - 60
L - distance between nozzles	20 - 100

iTherm®

T-Shaped iTherm® HR Manifolds

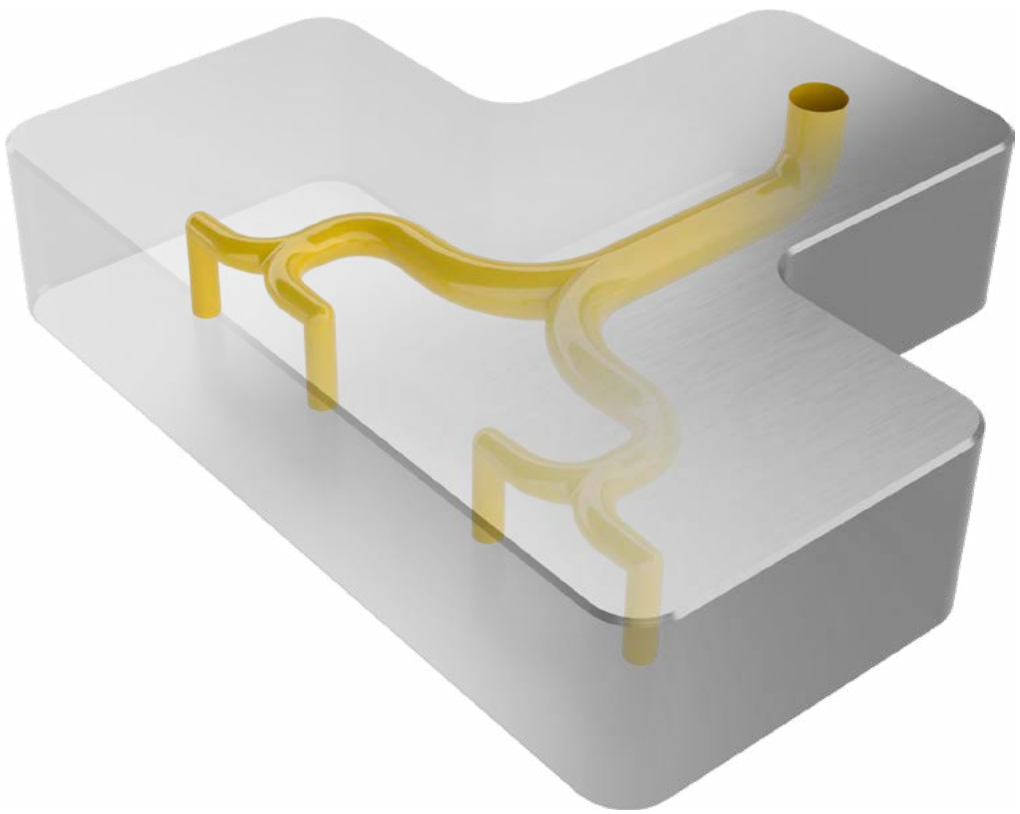

DATA SHEET

T-Shaped iTherm® HR Manifolds

05 Dimensional Parameters

T-SHAPED

1 × 2 SPLIT



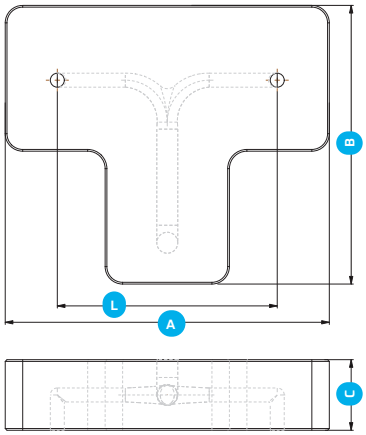

	Range
A	160-320
B	260-360
C	40-60
L - distance between nozzles	100-150

1 × 4 SPLIT

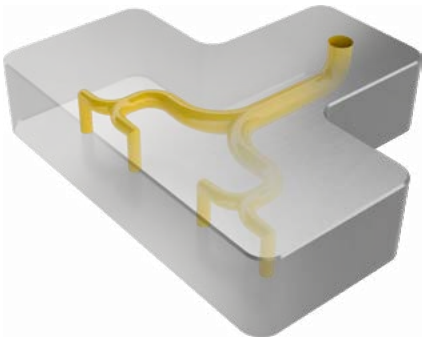

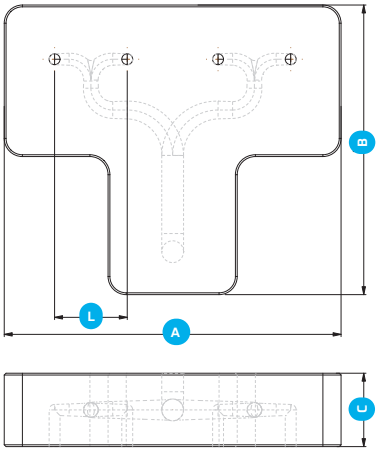

	Range
A	160-320
B	260-360
C	40-60
L - distance between nozzles	30-150

iTherm®

Rectangular iTherm® HR Manifolds

DATA SHEET

Rectangular iTherm® HR Manifolds

05 Dimensional Parameters

RECTANGULAR

2 × 2 SPLIT



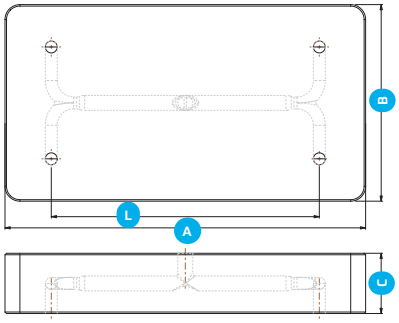

	Range
A	160-360
B	260-360
C	40 - 60
L - distance between nozzles	20 - 100

2 × 4 SPLIT



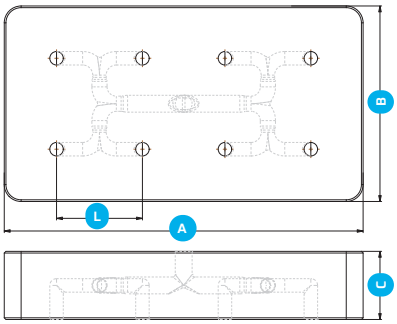

	Range
A	160-460
B	260-360
C	40 - 60
L - distance between nozzles	20 - 100

2 × 6 SPLIT

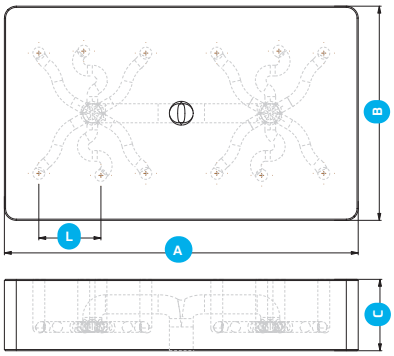

	Range
A	160-460
B	260-360
C	40 - 60
L - distance between nozzles	20 - 100

2 × 8 SPLIT



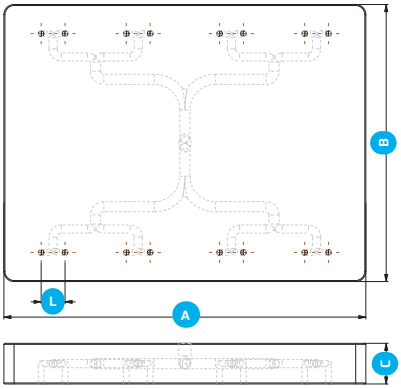

	Range
A	160-460
B	260-460
C	40 - 60
L - distance between nozzles	20 - 100

2 × 9 SPLIT:



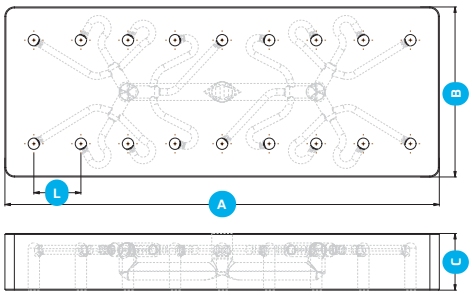

	Range
A	260-560
B	260-460
C	40 - 60
L - distance between nozzles	20 - 100

2 × 10 SPLIT



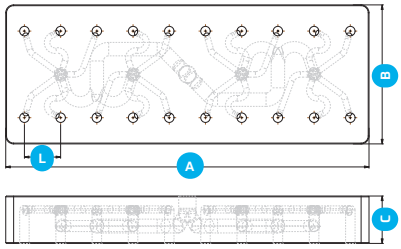

	Range
A	260-560
B	260-460
C	40 - 60
L - distance between nozzles	20 - 100

2 × 12 SPLIT



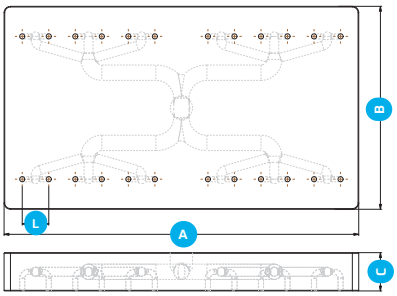

	Range
A	260-660
B	180-460
C	40 - 60
L - distance between nozzles	20 - 100

4 × 3 SPLIT



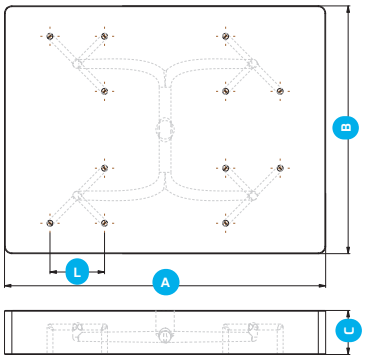

	Range
A	260-560
B	180-460
C	40 - 60
L - distance between nozzles	20 - 100

4 × 4 SPLIT



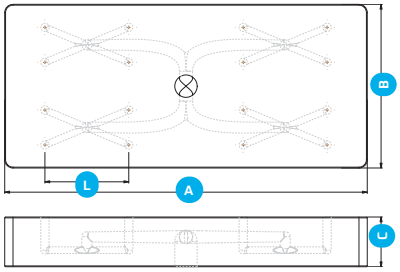

	Range
A	260-560
B	180-460
C	40 - 60
L - distance between nozzles	20 - 100

4 × 5 SPLIT



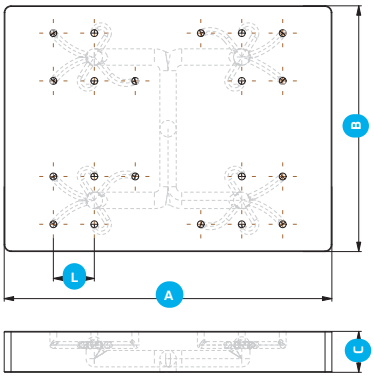

	Range
A	260-560
B	180-460
C	40 - 60
L - distance between nozzles	20 - 100

4 × 6 SPLIT

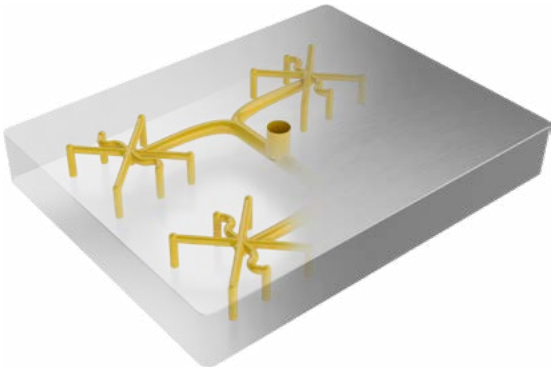

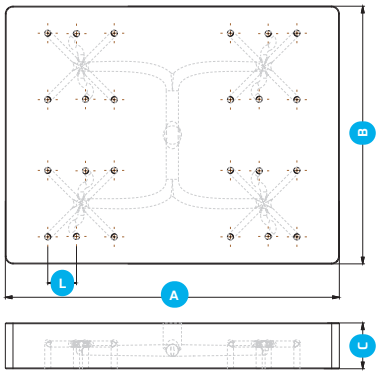

	Range
A	260-560
B	180-460
C	40 - 60
L - distance between nozzles	20 - 100

4 × 7 SPLIT



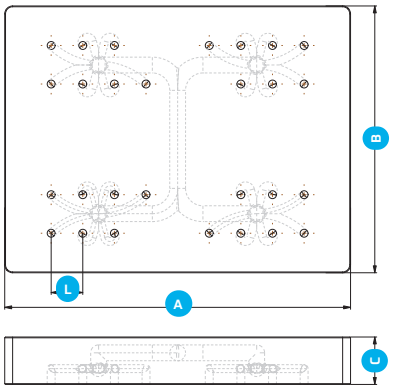

	Range
A	360-560
B	180-460
C	40 - 60
L - distance between nozzles	20 - 100

4 × 8 SPLIT



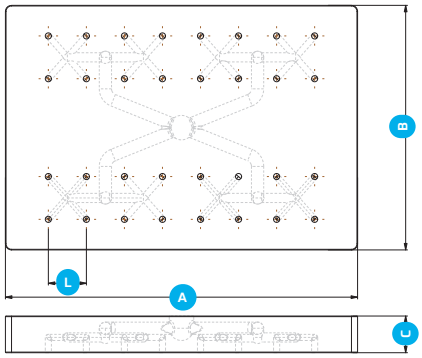

	Range
A	360-560
B	180-460
C	40 - 60
L - distance between nozzles	20 - 100

Custom dimensions and cavitation

We also offer custom made HR manifold plates according to your specific request, in sizes up to 600 × 600 × 100 mm.

HTS Technology Group
Litostrojska cesta 60, SI-1000 Ljubljana, Slovenia
Phone: +386 1 5000 140
E-mail: office@htsgroup.com

HTS SALES AND TECHNICAL SUPPORT NETWORK

USA
HTS International Corporation
123 Center Park Dr. Ste 233
Knoxville, 37922
USA
Phone: +1 865 410 8880
E-mail: info@htsintl.com

GERMANY
HTS MWT GmbH
Max-von-Eyth-Straße 7
DE-86899 Landsberg/Lech
Germany
Phone: +49 81 91 94 77 214
E-mail: office.mwt@htsgroup.com

FRANCE
HTS Technology France
Lyon Plaza Part Dieu 93 rue de la Villette
FR-69003 Lyon
France
Phone: +33 787 15 83 74
E-mail: jonathan.labarre@htsgroup.com

SPAIN
ALROTEC TECNOLOGY, SL
Pol. Ind. de Constantí. Avgda.
de Les Puntes Nav 5
E-43120 Constanti
Spain
Phone: +34 977 525 561
E-mail: alrotec@alro-tec.com

AUSTRIA
HTS IC GmbH
Heinrich Bablik-Straße 17
AT-1100 Wien
Austria
Phone: +43 1 60030 2911
E-mail: office.austria@hts-ic.com

SLOVENIA
HTS IC d.o.o.
Litostrojska ulica 60
SI-1000 Ljubljana
Slovenia
Phone: +386 1 5 000 115
E-mail: info@hts-ic.com

CZECH REPUBLIC
HTS IC s.r.o.
Viktora Huga 377/4
CZ-15000 Praha 5
Czech republic
Phone: +420 720 532 147
E-mail: office.cz@hts-ic.com

ITALY
Sidertoce S.p.A.
Via XX Settembre, 198
28883 Gravellona Toce (VB)
Italy
Phone: +39 0323 865208
E-mail: info@sidertoce.com